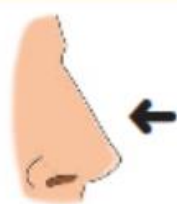











A. Write the correct word under each picture.

<p>1</p>  <p>_____</p>	<p>2</p>  <p>_____</p>
<p>3</p>  <p>_____</p>	<p>4</p>  <p>_____</p>
<p>5</p>  <p>_____</p>	<p>6</p>  <p>_____</p>
<p>7</p>  <p>_____</p>	<p>8</p>  <p>_____</p>

B. Unscramble the letters in each word and write the word correctly.

1 cskos **2** krcti **3** nepo **4** rhia

April Fool's Day

Learning outcomes: Oral language – Understanding 5, 6, Exploring and using 14; Reading – Communicating 1, Exploring and using 8, 9; Writing – Communicating 1, Understanding 4.



A. Make a new word by adding or taking away a letter.

1 fool Take away 1, add 1 for what we eat.

f o o d

2 tricks Take away 1, add 1 for what the third little pig made his house from.

— — — — —

3 break Take away 1, add 1 for what we feed the ducks.

— — — — —

4 mouse Take away 1, add 1 for what we live in.

— — — — —

5 told Take away 1, add 1 for what we are when we don't do what we are told.

— — — — —

6 jam Take away 1, add 1 for a meat that we get from a pig.

— — —

B. Make new words by taking away the magic e. Draw a picture of your new word.

1 cape →



2 fine →



3 cute →



4 tube →





A. Draw a picture for each sentence.

1 There is a spot of jam on your nose.	2 There is a mouse behind you.
3 Mr Kelly was sitting on his desk.	4 All the shoes and socks were mixed up.

B. Match the word to its meaning. Write the word.





- | | | | |
|--------------------|---|-------------------------------------------|--------------|
| 1 shoelaces | • | • The month after March. | <u>April</u> |
| 2 April | • | • A person who takes care of sick people. | _____ |
| 3 nurse | • | • They keep your shoes closed. | _____ |
| 4 mouse | • | • I can smell with this. | _____ |
| 5 nose | • | • A small animal that likes cheese. | _____ |

A. Write the correct word to begin the sentence.



- 1 Rub Find _____ the jam off your nose.
- 2 Fix Take _____ off your shoes and socks.
- 3 Put Sit _____ down and wait for me.
- 4 Count Wash _____ how many toes you have.
- 5 Find Go _____ the socks in the classroom.
- 6 Make Play _____ a trick on April Fool's Day.

B. Follow the instructions.

1 Draw some jam on the third nose.	
2 Put a spider on the middle head.	
3 Join the socks that are the same.	
4 Put the letters <i>t r i c k</i> in abc order.	— — — — —
5 Put a circle around the sun.	



Let's Write 7

The Butterfly

A. Match the sentences to the pictures.

- 1 The caterpillar wraps itself up in a cocoon. The cocoon hangs from the leaf.
- 2 The cocoon opens and out comes a butterfly!
- 3 A butterfly lays its eggs on a leaf and flies away.
- 4 Inside the cocoon the caterpillar is changing.
- 5 Caterpillars hatch out of the eggs. They eat the leaves and grow quickly.



B. Write the story of the butterfly in the correct order.
